



DATASHEET

DIVUS TOUCHZONE

The Synergy Touch

TZ 07 - 10 - 15 - 19

DIVUS TOUCHZONE



TOUCH PANEL FOR WALL MOUNT TECHNICAL DATA

	TZ07	TZ10	TZ15	TZ19
Type of design	ultra compact embedded PC for wall mount; android operation system for your applications; noiseless and without any rotating part, Ultra low Power homogeneous smooth glass surface with aluminium side border			
VERSIONS				
With Black Cover Glass	TZ07-B	TZ10-B	TZ15-B	TZ19-B
With White Cover Glass	TZ07-W	TZ10-W	TZ15-W	TZ19-W
SOFTWARE				
Operating System	Android 5.0.2 (former Android 4.2)			
FRONT UNIT	7,0" - 17,78 CM WIDESCREEN LED BACKLIGHT TFT	10,1" - 25,6 CM WIDESCREEN LED BACKLIGHT TFT	15,6" - 39,6 CM WIDESCREEN TFT LED BACKLIGHT TFT	18,5" - 47,0 CM WIDESCREEN TFT LED BACKLIGHT TFT
Luminosity	500 cd/m ²	200 cd/m ²	300 cd/m ²	300 cd/m ²
Contrast	400 : 1	400 : 1	500 : 1	1000 : 1
Resolution (in Pixel)	WSVGA (1024*600)	WSVGA (1024*600)	WXGA (1366*768)	WXGA (1366*768)
MTBF backlight	50.000 h	30.000 h	50.000 h	50.000 h
Method of operating	Projected capacitive touch screen with 3 mm glass front, dual touch capable			
Rating	IP20 according EN 60529			
GENERAL CHARACTERISTICS				
Processor	fanless ultra low consumption Cortex A9 Quad Core 1,2GHz			
Memory	2 GB			
Free expansion slots	microSD Slot (ext)			
Power Supply	PoE compatible with Cat5e/Cat6 UTP cable, max 100m IEEE Std 802.3at™			████████
	12-32 VDC			
Power consumption without peripherals	Max. 7 W	Max. 15 W	Max. 25 W	Max. 30 W
Guarantee	24 Months*			
DRIVES				
Storage medium	high speed Flash Memory 8GB (available disk space 4,5 GB)			
MULTIMEDIA				
Inout/output	Microphone (ext) / Loudspeaker 2 Watt RMS (ext)			
Functionality	Integrated Echo cancellation for bi-directional interphone communication			
INTERFACES				
LAN/Ethernet	1 x 10 / 100 Mbps with 802.3at™ (ext) - 1 x WLAN (optional)			
USB (Universal Serial Bus)	2 x USB 2.0 (2x ext) - 1 x mini USB OTG (front accessible)			
Digital Input/Output	GPIO - 4 x Input / 4 x Output			
Battery	Battery free system - RTC with capacitor backup			
SURVEILLANCE				
Status LEDs	1 x RGB LED			

DIVUS TOUCHZONE



TOUCH PANEL FOR WALL MOUNT TECHNICAL DATA

	TZ07	TZ10	TZ15	TZ19
AMBIENT CONDITIONS				
EMC	EN 55011, 55022, 500081			
Temperature	+0°C to +30°C max.			
Relative humidity	5% to 80% at 25°C (no humidity/condense)			
Authorization	CE			
DIMENSIONS				
Cut-Out with MTZ [mm]	129 x 210 x 75	281 x 189 x 80	428 x 291 x 80	507 x 330 x 80
Outside with Frame CTZ [mm]	136 x 213 - This product is delivered with capacitive touch frame	288 x 200 - This product is delivered with capacitive touch frames	435 x 306 - This product is delivered with capacitive touch frames	515 x 345 This product is delivered with capacitive touch frames
Weight	0,9 kg	4 kg	7 kg	9 kg
MECHANICAL CHARACTERISTICS				
Mounting	Fast and easy one man mounting system with wall mount boxes			
Front	Steel and alloy anodized, to use with the wall mount box (MTZ) and cover (CTZ)			
PC Unit	EMC proofed		Alloy anodised, EMC proofed	

* warranty ex works, normally 24 months, fixed at order. All data refer on print date, errors and changes excepted.

NOTE: Internal connections are intended as inside the box unit, normally on pin header, external ones as outside the box. Nevertheless, once mounted in the wall, only connections described as "front accessible" will be reachable for the customer.

DIVUS TOUCHZONE



WALL MOUNT BOX

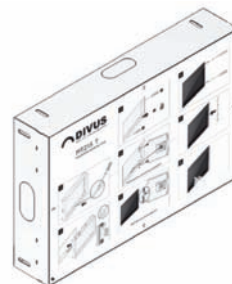
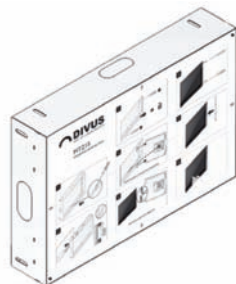
TYPES	IN WALL MOUNT BOX	IN MORTARLESS MOUNT BOX
for TZ 7 – 7,0"	MTZ07	MTZ07-T
for TZ10 – 10,1"	MTZ10	MTZ10-T
for TZ15 – 15,6"	MTZ15	MTZ15-T
for TZ19 – 18,5"	MTZ19	MTZ19-T

TECHNICAL DATA

Type of design	compact, stable and flat wall mount box	compact mounting kit for mortarless constructions
DIMENSIONS [MM]		
Cut-Out fixing kit 7,0"	129 x 210 x 75	129 x 210 x 75 - required space 190 x 210 x 75
Cut-Out fixing kit 10,1"	281 x 189 x 80	281 x 189 x 80 - required space 341 x 189 x 80
Cut-Out fixing kit 15,6"	428 x 291 x 80	428 x 291 x 80 - required space 488 x 291 x 80
Cut-Out fixing kit 18,5"	507 x 330 x 80	507 x 330 x 80 - required space 567 x 330 x 80
Weight	ca. 4kg	ca. 4kg


MECHANICAL CHARACTERISTICS


Wall mount box	TZ 7 plastic with cover for clean installation	TZ 7 plastic with cover for clean installation
	TZ 10 - 15 - 19 steel plate with cover for clean installation	TZ 10 - 15 - 19 steel plate with cover for clean installation
Cable access	1xtop, 1xbottom, 1xleft, 1xright	1xtop, 1xbottom, 1xleft, 1xright



Grounding the Wall Mount Box needs to be professionally grounded

MONTAGE / INSTALLATION INSTRUCTIONS / INSTALLAZIONE

 Die Unterputzdose und das Trockenbaukit können in einem Ausschnitt in der Wand oder in einem bis zu 1,5 cm dünnen Möbelstück, sowie in einem Trockenbau befestigt werden. Der Ausschnitt muss den in den technischen Details spezifizierten Maßen entsprechen und beim Wandeinbau mindestens 9 cm tief sein. Im Wandausschnitt wird die Unterputzdose eingemauert, während sie im Möbelstück angeschraubt werden kann. Es ist wichtig, dass die vordere Kante der Unterputzdose plan und waagrecht zur Oberfläche der Wand oder des Möbelstückes ist.

 The wall mount box and the mounting kit may be installed in a cut out in the wall, in a wooden structure thick at least 1,5 cm or in a dry mortarless construction. The cut out has to respect the sizes specified in the technical data and has to be at least 9 cm deep. In the wall cut out, the box can be built in while it can be screwed on in a piece of furniture. It is important that the fore edge of the box is flat and horizontally to the surface of the wall or the piece of furniture.