



DATASHEET

DIVUS SUPERIO

... gives you more possibilities

DISPLAY 10" - 15" - 19"

INDEX

DIVUS SUPERIO FRAMES	2
DIVUS SUPERIO CAPACITIVE	3
DSK10	3
DSK15	3
DSK19	3
DIVUS SUPERIO MOUNTING BOX	5
MS10, MS10-T, MSK10-W	5
MS15, MS15-T, MS15-W	5
MS19, MS19-T, MS19-W	5

DIVUS SUPERIO FRAMES



DSK15-B



DSK15-W with FSK15B

	COLOR	BORDER COLOR	FS10	FS15	FS19
Frame SUPERIO Capacitive	Black anodized border		FSK10-B	FSK15-B	FSK19-B
	RAL varnished border		FSK10-RAL	FSK15-RAL	FSK19-RAL
	Black GLASS border		FSKg10-B	FSKg15-B	FSKg19-B

DIVUS SUPERIO

CAPACITIVE



TOUCH PANEL FOR WALL MOUNT

	DSK10	DSK15-1	DSK15-2	DSK19-1	DSK19-2
Type of design	ultra compact embedded touch panel for wall mount; open system for your applications; noiseless and without any rotating part homogeneous smooth glass surface with aluminium side border				

VERSIONS

With Black Cover Glass	DSK10-B	DSK15-1-B	DSK15-2-B	DSK19-1-B	DSK19-2-B
With White Cover Glass	DSK10-W	DSK15-1-W	DSK15-2-W	DSK19-1-W	DSK19-2-W

SOFTWARE

Operating System	Microsoft Windows Embedded Standard 7 - WES7P Multilanguage				
FRONT UNIT	10,1" - 25,6 CM WIDESCREEN TFT WITH LED BACKLIGHT	15,6" - 39,6 CM WIDESCREEN TFT WITH LED BACKLIGHT	15,6" - 39,6 CM WIDESCREEN TFT WITH LED BACKLIGHT	18,5" - 47,0 CM WIDESCREEN TFT LED BACKLIGHT	18,5" - 47,0 CM WIDESCREEN TFT LED BACKLIGHT
Luminosity	200 cd/m ²	300 cd/m ²	300 cd/m ²	300 cd/m ²	300 cd/m ²
Contrast	400 : 1	500 : 1	500 : 1	1000 : 1	1000 : 1
Resolution (in Pixel)	WSVGA 1024x600	WXGA 1366x768	WXGA 1366x768	WXGA (1366*768)	WXGA (1366*768)
MTBF backlight	30.000 h	50.000 h	50.000 h	50.000 h	50.000 h
Method of operating	Projected capacitive touch screen with 3 mm glass front, dual touch capable				
Rating	IP20 according EN 60529				

GENERAL CHARACTERISTICS

Processor	fanless low consumption Intel® ATOM 1,6 GHz CPU with int. graphics ctrl	fanless low consumption Intel® Atom Dual Core N2800 (1.86GHz)	fanless low consumption / high performance 4th generation Intel® Core i3-4010U processor	fanless low consumption Intel® Atom Dual Core N2800 (1.86GHz)	fanless low consumption / high performance 4th generation Intel® Core i3-4010U processor
Chipset	Intel® 945GSE + ICH7M	Intel NM10 - integrated Intel® graphic GMA 3650@640MHz	integrated Intel® HD Graphics 4400	Intel NM10 - integrated Intel® graphic GMA 3650@640MHz	integrated Intel® HD Graphics 4400
Memory	2 GB DDR2 SDRAM	4 GB DDR3 SDRAM	4 GB DDR3 SDRAM	4 GB DDR3 SDRAM	4 GB DDR3 SDRAM
Free expansion slots	mini PCIe slot (int)	mini PCIe slot (int)	One PCI Express* half-mini card connector (int)	mini PCIe slot (int)	One PCI Express* half-mini card connector (int)
Power Supply	100 – 240 VAC	100 – 240 VAC	100 – 240 VAC	100 – 240 VAC	100 – 240 VAC
Power consumption	Max. 20 W	Max. 50 W	Max. 50 W	Max. 55 W	Max. 55 W
Guarantee	24 Months*	24 Months*	24 Months*	24 Months*	24 Months*

DRIVES

Storage medium	high speed CFC 16GB	high speed CFC 16GB	high speed Flash Disc 60GB MLC	high speed CFC 16GB	high speed Flash Disc 60GB MLC
Av. space on system partition /data partition	C: 8 GB / D: 2 GB	C: 8 GB / D: 2 GB	C: 40 GB / D: 2 GB	C: 8 GB / D: 2 GB	C: 40 GB / D: 2 GB

DIVUS SUPERIO

CAPACITIVE



TOUCH PANEL FOR WALL MOUNT

	DSK10	DSK15-1	DSK15-2	DSK19-1	DSK19-2
INTERFACES					
LAN/Ethernet	1 x 10 / 100 / 1000 Mbps (ext)	2 x 10 / 100 / 1000 Mbps (ext)	1 x 10 / 100 / 1000 Mbps (ext) - Intel® Gigabit LAN	2 x 10 / 100 / 1000 Mbps (ext)	1 x 10 / 100 / 1000 Mbps (ext) - Intel® Gigabit LAN
USB (Universal Serial Bus)	4 x USB 2.0 (1x front accessible, 3x ext)	4 x USB 2.0 (2x front accessible, 2x ext)	2 x USB 2.0 (2 x front accessible) 2 x USB 3.0 (2x ext)	4 x USB 2.0 (2x front accessible, 2x ext)	2 x USB 2.0 (2 x front accessible) 2 x USB 3.0 (2x ext)
Serial Interface	1 x RS232,1 x RS422/485 (pin header)	1 x RS232,1 x RS422/485 (pin header)	-	1 x RS232,1 x RS422/485 (pin header)	-
Digital I/O	-	-	-	-	-
Video	DVI-I port for video output (ext)	DVI-I port for video output (ext)	-	DVI-I port for video output (ext)	-
Multimedia	speaker and microphone included with echo cancellation				
AMBIENT CONDITIONS					
Vibration/Shock resistance	15G / 50G				
EMC	EN 55011, 55022, 500081				
Temp./Relative humidity	+0°C to +30°C max. / 5% to 80% at 25°C (no humidity/condense)				
Authorization	CE				
DIMENSIONS					
Cut-Out with MS [mm]	315 x 182 x 80	492x288x80	492x288x80	582 x 327 x 80	582 x 327 x 80
Outside with Frame FSK [mm]	333 x 200 - This product needs the capacitiv touch frames (FSK10-X)	510 x 306 - This product needs the capacitiv touch frames (FSK15-X)	510 x 306 - This product needs the capacitiv touch frames (FSK15-X)	600 x 345 - This product needs the capacitiv touch frames (FSK19-X)	600 x 345 - This product needs the capacitiv touch frames (FSK19-X)
Weight	4 kg	7 kg	7 kg	9 kg	9 kg
MECHANICAL CHARACTERISTICS					
Mounting	Fast and easy one man mounting system with DIVUS wall mount boxes				
Front	Steel and alloy anodized, to use with the wall mount box (MS) and cover(FSK)				
Touch Panel Unit	Alloy anodised, EMC proofed				

* warranty ex works, normally 24 months, fixed at order. All data refer on print date, errors and changes excepted.

NOTE: Internal connections are intended as inside the box unit, normally on pin header, external ones as outside the box. Nevertheless, once mounted in the wall, only connections described as "front accessible" will be reachable for the customer.

DIVUS SUPERIO

CAPACITIVE



WALL MOUNT BOX

TYPES	IN WALL MOUNT BOX	IN MORTARLESS MOUNT KIT	IN MORTARLESS FLUSH MOUNT KIT
for DS10 – 10,1"	MS10	MS10T	MSK10W
for DS15 – 15,6"	MS15	MS15T	MS15W
for DS19 – 18,5"	MS19	MS19T	MS19W

TECHNICAL DATA

Type of design	compact, stable and flat wall mount box	compact, stable and flat box for mortarless constructions	compact flush mount kit for mortarless constructions - NEEDS BACKSIDE CAVITY for VENTILATION
----------------	---	---	--

DIMENSIONS [MM]

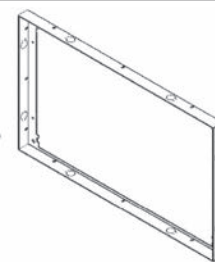
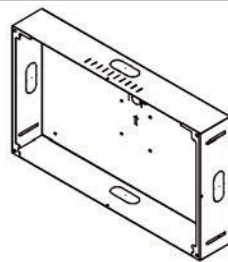
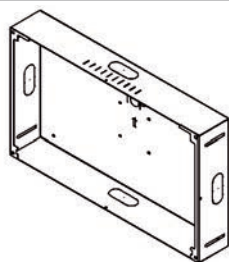
Cut-Out 10,1"	MS10 315 x 182 x 80	MS10T 315 x 182 x 80	MSK10W 328 x 196 x 90
Cut-Out 15,6"	MS15 492 x 288 x 80	MS15T 492 x 288 x 80	MS15W 506 x 302 x 90
Cut-Out 18,5"	MS19 582 x 327 x 80	MS19T 582 x 327 x 80	MS19W 596 x 341 x 90
Weight	ca. 4kg	ca. 2kg	ca. 2kg

NOTE

EN: Requires 3 cm additional space on each side for mounting brackets
DE: Benötigt pro Seite 3 cm zusätzlichen Platz in der Wand für rückseitige Montagearme


MECHANICAL CHARACTERISTICS

Wall mount box	steel plate with cover for clean installation	steel plate with pattern for easy installation	steel plate with pattern for easy installation
Cable access	1x top, 1x bottom, 1x left, 1x right	on the back	on the back




Grounding	in addition to the DIVUS SUPERIO even the MSxx needs to be professionally grounded
-----------	--

MONTAGE / INSTALLATION INSTRUCTIONS / INSTALLAZIONE

 Die Unterputzdose und das Trockenbaupaket MSxx können in einem Ausschnitt in der Wand oder in einem bis zu 1,5 cm dünnen Möbelstück, sowie in einem Trockenbau befestigt werden. Der Ausschnitt muss den in den technischen Details spezifizierten Maßen entsprechen und beim Wandeinbau mindestens 9 cm tief sein.


Im Wandausschnitt wird die Unterputzdose eingemauert, während sie im Möbelstück angeschraubt werden kann.

Es ist wichtig, dass die vordere Kante der MSxx plan und waagrecht zur Oberfläche der Wand oder des Möbelstückes ist.

 The wall mount box and the mounting kit may be installed in a cut out in the wall, in a wooden structure thick at least 1,5 cm or in a dry mortarless construction.

The cut out has to respect the sizes specified in the technical data and has to be at least 9 cm deep.

In the wall cut out, the box can be built in while it can be screwed on in a piece of furniture. It is important that the fore edge of the MSxx is flat and horizontally to the surface of the wall or the piece of furniture.

 Il box di installazione ed il kit di montaggio possono essere incassati o montati a muro, in un pannello di legno di spessore minimo di 1,5 cm o in un muro di cartongesso. Le dimensioni di taglio sono quelle espresse nella tabella tecnica, la profondità minima è di 9 cm.

Verificare a mezzo di una livella che il MSxx venga fissato in posizione orizzontale ed in modo complanare al muro o alla superficie di montaggio.