



DIVUS MIRROR



DMXX-3 - DIVUS MIRROR EMBEDDED TOUCH PANEL FOR WALL MOUNT TECHNICAL DATA

	DM15-3	DM19-3
Type of design	ultra compact MIRROR embedded PC for wall mount; noiseless and without any rotating part extra HIGH performance, ultra LOW power requirements	
FRONT UNIT	15" - 38,1CM - LED BACKLIGHT DISPLAY	19" - 48,3CM - LED BACKLIGHT DISPLAY
Luminosity	350 cd/m ²	300 cd/m ²
Contrast	700:1	1000:1
Resolution (in Pixel)	XGA 1024x768 LOW consumption display	SXGA 1280x1024
MTBF backlight tubes	50.000 h	50.000 h
Method of operating	Projected capacitive touch grants operation beyond glass or DIVUS MIRROR Frame	
Rating	IP20 according EN 60529	

GENERAL CHARACTERISTICS

Processor	Intel Celeron Quad Core J1900 - 2.0 GHz - 2MB L2 cache -- FANLESS	
Chipset	Intel Gen 7 Graphics Engines	
Memory	2GB DDR3 SDRAM	
Free expansion slots	1 x PCI Express x1 (riser card optional)	
Operating systems	Microsoft Windows 10 IoT Enterprise MUI	
Power Supply	90-260VAC auto range fanless	
Power consumption	max. 25 W	max. 45 W
Guarantee	24 Months*	

DRIVES

Storage medium	high speed MSATA 60GB (40 GB available)
----------------	---

INTERFACES

LAN/Ethernet	2 x Realtek PCIe 10/100/1000 Mbit controller
USB (Universal Serial Bus)	5 x USB 2.0 (2 x int, 1 x ext, 2 front accessible), 1 x USB 3.0 (ext)
Serial Interface	Up to 5 x RS232 (2 x ext, 3 x int), 1 x RS232/422/485 (1 x int)
Keyboard/Mouse	USB
Multimedia	HDTV resolution up to 1080i capable / onboard AC'97 audio / 1 x free VGA port - DUAL Display architecture

WATCHDOG FUNCTIONS

CPU Temperature	surveillance onboard, WDT integrated
-----------------	--------------------------------------

AMBIENT CONDITIONS

Vibration/Shock resistance	15G / 50G
EMC	EN 55011, 55022, 500081
Temperature	+0°C to +30°C max.
Relative humidity	5% to 80% at 25°C (no humidity/condense)
Authorization	CE

DIVUS MIRROR



DMXX-3 - DIVUS MIRROR EMBEDDED TOUCH PANEL FOR WALL MOUNT

DIMENSIONS

Cut-Out MUxx [mm]	399x336x90	472x410x90
Outside with Frame [mm]	425x365x25	497x435x25
Weight	ca 9 kg	ca 11 kg

MECHANICAL CHARACTERISTICS

Mounting	Fast and easy one man mounting system compatible with all DIVUS wall mount boxes	
Front	alloy anodised, to use with the wall mount box (MMxx) and cover(FM-xx)	
PC Unit	high-grade steel, EMC proofed	

*warranty ex works, normally 24 months, fixed at order. All data refer on print date, errors and changes excepted.



1 WES7 on request

NOTE: Internal connections are intended as inside the box unit, normally on pin header, external ones as outside the box. Nevertheless, once mounted in the wall, only connections described as "front accessible" will be reachable for the customer.

DIVUS MIRROR



DMXX-MONITOR - DIVUS MIRROR EMBEDDED MONITOR FOR WALL MOUNT

TECHNICAL DATA:	DM15-MONITOR	DM19-MONITOR
Type of design	Compact wall mount monitor with touchscreen	
FRONT UNIT	15" - 38,1CM	19" - 48,3CM
Luminosity	430 cd/m ²	300 cd/m ²
Contrast	450:1	1000:1
Resolution (in Pixel)	XGA 1024x768	SXGA 1280x1024
MTBF backlight tubes	50.000 h	50.000 h
Method of operating	Projected capacitive touch grants operation beyond glass or DIVUS MIRROR Frame	
Rating	IP20 according EN 60529	
GENERAL CHARACTERISTICS		
Power Supply	90-260 VAC autorange	
Power consumption	max. 30 W	max. 50 W
Guarantee	24 Months*	
INTERFACES		
VGA	Connect with the VGA-Output of your box PC, 3m VGA cable furnished	
DVI	OPTIONAL: Choose DVI instead of VGA for digital signal transmission	
Touch	Connect with the USB Port of your box PC, 5m USB cable furnished	
compatible with:		Windows10 Windows 7 Windows Vista Windows 9X / Me Windows NT4.0 Windows 2000 / XP Windows CE Windows Embedded
		Linux
AMBIENT CONDITIONS		
Vibration resistance	0,67G (5-500Mhz)	
Shock resistance	300G/2ms	
EMC	EN 55011, 55022, 500081	
Temperature	+0°C to +30°C max.	
Relative humidity	5% to 80% at 25°C (no humidity/condense)	
Authorization	CE	
DIMENSIONS		
Cut-Out MUxx [mm]	399x336x90	472x410x90
Outside with Frame [mm]	425x365x25	497x435x25
Weight	ca 5 kg	ca 7 kg
MECHANICAL CHARACTERISTICS		
Mounting	Fast and easy one man mounting system compatible with all DIVUS wall mount boxes	
Front	Alloy anodised, to use with the wall mount box (MMxx) and cover(FM-xx)	
PC Unit	High-grade steel, EMC proofed	

*warranty ex works, normally 24 months, fixed at order. All data refer on print date, errors and changes excepted.
NOTE: Internal connections are intended as inside the box unit, normally on pin header, external ones as outside the box. Nevertheless, once mounted in the wall, only connections described as "front accessible" will be reachable for the customer.

DIVUS MIRROR



DIVUS MIRROR WALL MOUNT BOX

TYPES	IN WALL MOUNT BOX	IN MORTARLESS MOUNT KIT			ON WALL MOUNT BOX
for DM15 – 15"	MM15	MM15T	MM15F	MM15C	MM15A
for DM19 – 19"	MM19	MM19T	MM19F	MM19C	-

TECHNICAL DATA

Type of design	compact, stable and flat wall mount box	compact mounting kit for mortarless constructions			compact, stable wall mount box for on wall mounting on VESA 75/100
			Allows front access flush mount	Allows rear access flush mount	

COMPATIBILITY

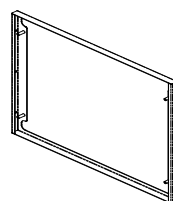
Mounting compatible with:	FM, FMw, FMm	FM, FMw, FMm	FM	FM	FM
---------------------------	--------------	--------------	----	----	----

DIMENSIONS [MM]

Cut-Out 15"	MM15 399x336	MM15T 370x310	MM15F 417x354	MM15C 432x352	No Cut-Out necessary
Required space 15"	MM15 399x336x90	MM15T 430x365x90	MM15F 417x354x90	MM15C 432x352x90	
Cut-Out 19"	MM19 472x410	MM19T 445x380	MM19F 489x427	MM19C 504x425	-
Required space 19"	MM19 472x410x90	MM19T 500x435x90	MM19F 489x427x90	MM19C 504x425x90	-
Weight	ca. 4kg	ca. 2kg	ca. 2kg	ca. 2kg	ca. 5kg


MECHANICAL CHARACTERISTICS

Wall mount box	powder coated metal with cover for clean installation	steel plate with pattern for easy installation	steel plate	steel plate	powder coated metal
Cable access	2xtop, 2xbottom, 2xleft, 2xright	on the back	on the back	on the back	through VESA cutout on the back and in the bottom





Grounding in addition to the DIVUSDOMUS even the MUxx needs to be professionally grounded

MONTAGE / INSTALLATION INSTRUCTIONS / INSTALLAZIONE

 Die Unterputzdose und das Trockenbaukit MUxx können in einem Ausschnitt in der Wand oder in einem bis zu 1,5 cm dünnen Möbelstück, sowie in einem Trockenbau befestigt werden. Der Ausschnitt muss den in den technischen Details spezifizierten Maßen entsprechen und beim Wandeinbau mindestens 9 cm tief sein.

Im Wandausschnitt wird die Unterputzdose eingemauert, während sie im Möbelstück angeschraubt werden kann. Es ist wichtig, dass die vordere Kante der MUxx plan und waagrecht zur Oberfläche der Wand oder des Möbelstückes ist.

 The wall mount box and the mounting kit may be installed in a cut out in the wall, in a wooden structure thick at least 1,5 cm or in a dry mortarless construction. The cut out has to respect the sizes specified in the technical data and has to be at least 9 cm deep. In the wall cut out, the box can be built in while it can be screwed on in a piece of furniture. It is important that the fore edge of the MUxx is flat and horizontally to the surface of the wall or the piece of furniture.

 Il box di installazione ed il kit di montaggio possono essere incassati o montati a muro, in un pannello di legno di spessore minimo di 1,5 cm o in un muro di cartongesso. Le dimensioni di taglio sono quelle espresse nella tabella tecnica, la profondità minima è di 9 cm. Verificare a mezzo di una livella che il MUxx venga fissato in posizione orizzontale ed in modo complanare al muro o alla superficie di montaggio.